

COMPACT AND POWERFUL



TWINTUS

Effective solutions for automation and drives

HUMMEL TWINTUS is the cost effective connector for energy efficient servo drives.
TWINTUS is the answer to the miniaturization in the automation and driver sector.

- // Minimized Size
- // Designs M 16 + M 16 & M 16 + M 12
- // Free choice of Signal and Power Inserts
- // Colour coded inserts


- // Flange 25 x 25 & 20 x 20
- // Protection Class IP 67 (NEMA 4x), IP 69K



Colour coded inserts
(DESINA colour code)



IP 67 (NEMA 4x) self sealing,
even for threaded holes



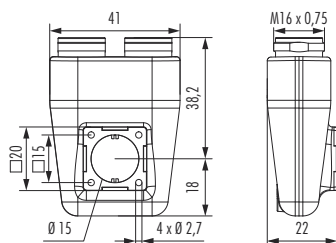
Optional EMC-sheet for separating
signal and power areas



Version M 16 / M 12 available



TWINTUS



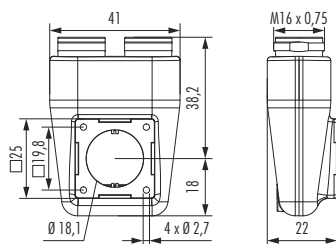
Type

Part Number

Flange 20 x 20 mm

Uncoated.....	7.848.000.000
Surface nickel plated.....	7.848.000.001
Surface black conductive.....	7.848.000.00B

TWINTUS



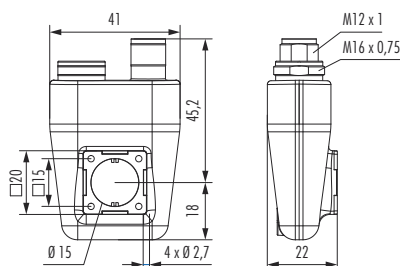
Type

Part Number

Flange 25 x 25 mm

Uncoated.....	7.848.100.000
Surface nickel plated.....	7.848.100.001
Surface black conductive.....	7.848.100.00B

TWINTUS M 16 / M 12



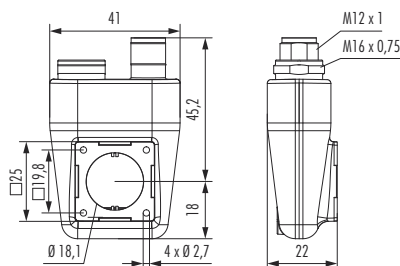
Type

Part Number

Flange 20 x 20 mm

Uncoated.....	7.848.200.000
Surface nickel plated.....	7.848.200.001
Surface black conductive.....	7.848.200.00B

TWINTUS M 16 / M 12



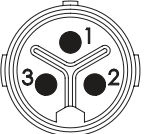
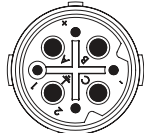
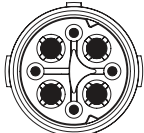
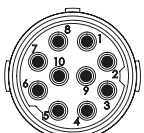
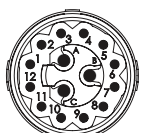

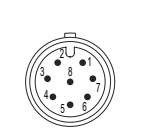
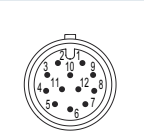
Type

Part Number

Flange 25 x 25 mm

Uncoated.....	7.848.300.000
Surface nickel plated.....	7.848.300.001
Surface black conductive.....	7.848.300.00B



3 (without contacts)	Type	Part Number
	Male (3 x 1 mm)	7.003.903.101
	Female (3 x 1 mm)	7.003.903.102
	Male (3 x 2 mm)	7.003.983.101
	Female (3 x 2 mm)	7.003.983.102
4 + 3 + PE (without contacts)	Type	Part Number
	Male	7.003.943.101
	Female	7.003.943.102
	Male, RAL 2003 (DESINA orange)	7.053.943.101
	Female, RAL 2003 (DESINA orange)	7.053.943.102
4 + 3 + PE 630 V (without contacts)	Type	Part Number
	Male	7.003.908.101
	Female	7.003.908.102
	Male, RAL 2003 (DESINA orange)	7.053.908.101
	Female, RAL 2003 (DESINA orange)	7.053.908.102
10 (without contacts)	Type	Part Number
	Male	7.003.910.101
	Female	7.003.910.102
	Male, RAL 6018 (DESINA green)	7.053.910.101
	Female, RAL 6018 (DESINA green)	7.053.910.102
12 + 3 (without contacts)	Type	Part Number
	Male	7.003.985.101
	Female	7.003.985.102
	Male, RAL 6018 (DESINA green)	7.053.985.101 *
	Female, RAL 6018 (DESINA green)	7.053.985.102 *
18 (without contacts)	Type	Part Number
	Male	7.003.988.101
	Female	7.003.988.102
	Male, RAL 6018 (DESINA green)	7.053.988.101 *
	Female, RAL 6018 (DESINA green)	7.053.988.102 *
8-pole insert pin for Twintus M 16 / M 12	Type	Part Number
	Male, solder contacts	A712-7001908103
12-pole insert pin for Twintus M 16 / M 12	Type	Part Number
	Male, solder contacts	A712-7001912103

Technical Data

Mechanical Data	Materials and Technical Data
Housing	Die Cast
Housing surface	Nickel plated other surface upon request
Inserts (for contacts)	Thermoplastic Polyamid PA 6 (Nylon 6/6), PBT Fire protection class V-0
Contacts	Brass Alloy
Contact surface at point of contact	Nickel and gold plated (0,25 µm)
Minimum mating cycles	> 1000 (HUMMEL to HUMMEL connector)
Seals / O-Rings	Buna-N standard, optional Viton® (Viton is a registered trademark of DuPont)
Temperature range	-40 °C – 125 °C (-40 °F – 257 °F)
Type of contacts	Crimp, Solder
Protection	IP 67 / IP 69K per EN 60 529 (connected), NEMA 4x
Cable diameter range	3 – 11 mm (.08 – .43")



Electrical Data

Number of positions	3 (3 x 1 mm)	3 (3 x 2 mm)	4 + 3 + PE / 320 V		4 + 3 + PE / 630 V	
Number of contacts	3	3	4	4	4	4
Contact-Ø [mm]	1	2	0,8	1,6	0,8	1,25
AWG [mm ²]	0,14 – 1	0,5 – 2,5	0,08 – 0,34	0,34 – 1,5	0,08 – 0,34	0,5 – 1,5
Nominal current [A]	8	20	5	16	5	16
Nominal voltage [V~] degree of protection 3	400	400	160	320	300	630
Test voltage (Breakdown voltage) [V~]	2500	2500	1500	2500	1500	2500
Insulation resistance [Ω]	> 10 ¹⁰	> 10 ¹⁰	> 10 ¹⁰		> 10 ¹⁰	
Max. contact resistance [mΩ]	3	3	3		3	3
Number of positions		6+PE	10	12+3		18
Number of contacts		7	10	12	3	18
Contact-Ø [mm]		1,25	1	0,8	1,25	0,8
AWG [mm ²]		0,5 – 1,5	0,14 – 0,75	0,08 – 0,34	0,5 – 1,5	0,08 – 0,34
Nominal current [A]		16	8	3	10	3
Nominal voltage [V~] degree of protection 3		630	160	24	60	24
Test voltage (Breakdown voltage) [V~]		2500	1500	1500	2500	1500
Insulation resistance [Ω]		> 10 ¹⁰	> 10 ⁶	> 10 ¹⁰		> 10 ¹⁰
Max. contact resistance [mΩ]		3	3	3	3	3

ELECTRIC COMPONENTS

Cable Glands

Polyamide-, Brass- and Stainless steel,
EMC-connections, Protection Ex e, Ex d, Ex ta



Circular Connectors

M 8 to M 40, INOX, TWILOCK, Industrial Ethernet,
Power, Signal, Hybrid-Connector, Moulded Cordsets




Cable Protection

Corrugated Conduit Systems, Conduit Cable Glands, Angled Systems,
combined Cable Glands, Accessories



Cable Assembly

Moulded Signal- and Power Circular Connectors,
Servo Cables, Cable Sets



www.hummel.com

HUMMEL AG
Lise-Meitner-Straße 2
79211 Denzlingen
Germany
www.hummel.com

Tel. +49 (0) 76 66 / 9 11 10-0
Fax +49 (0) 76 66 / 9 11 10-20
E-Mail info@hummel.com

